

SIDE PANEL



- A: PCB MOUNTING (3mm)
- B: PITCH ANTENNA (10mm)
- C: POWER SOCKET (10mm)
- D: POWER SWITCH (5mm)
- E: SPEAKER VOLUME (7mm)

Top of end panel

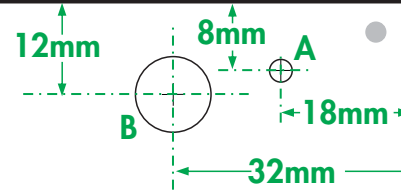
END PANEL

Cut out

VOLUME PLATE CUTOUT:
70mm x 10mm
ON CENTRE LINE

A ⊕ THUMBWHEEL CUTOUT:
23mm x 5mm #

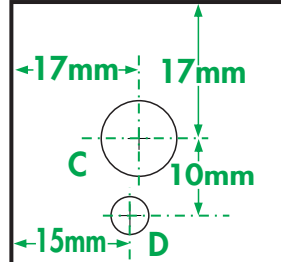
#: MINIMUM SIZE CUTOUT
IF THUMBWHEELS BIND
ON THE BOX EDGES,
ENLARGE THESE CUTOUTS
AS REQUIRED.



A: 3mm IN ALL FOUR CORNERS
B: 10mm (ONE ONLY)
●: EXISTING

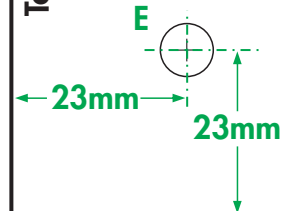
LID

A ⊕ THUMBWHEEL CUTOUT:
23mm x 5mm #



Top of end panel

END PANEL



SIDE PANEL